

## SYBILO F400



### CENTRIFUGAL JET FAN 400°C/2h

#### MANUFACTURING FEATURES

Centrifugal powerful jet fan with low profile conceived for car parkings, working inside the hazardous area and remove wide air volume. It is 400°C/2h and 300°C/2h.

#### FAN

- Galvanized steel sheet casing.
- Strong backward impeller with self-cleaning system made of strong galvanized steel sheet.
- External wiring box.
- Inlet protection.
- Feet included.

#### MOTOR

- Class H insulation, S1 continuous use and S2 emergency use, with bearing balls, IP-55 protection, 2 speeds.
- 400V 4/8 poles Dalhander three phase motor.
- Maximum working temperature:
  - S1 -> -20°C +60°C.
  - S2 -> 400°C / 2h.

## Accessories



CPM



INT



INT 400

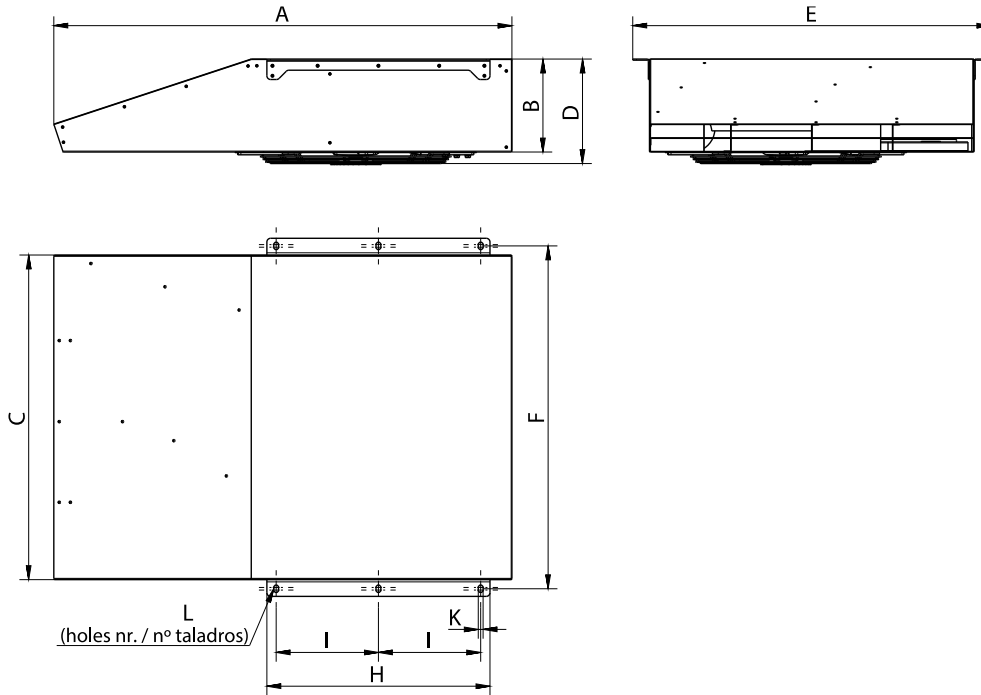
## Technical data

### 2 SPEED MOTOR

Code	Model	R.P.M.	Rated I. (A) 400V	Rated power kW	Max. Airflow m3/h	Sound db (A)*	Weight	Connect. diagram
275500196	SYBILO 50N F400	1420	3/7,74	1.1/ 0.18	5.800	50	83	1
275750196	SYBILO 75N F400	1430	5,3/1,2	2.2/ 0.37	8.280	52	130	1
275100196	SYBILO 100N F400	1430	5,3/1,2	2.2/ 0.37	9.200	54	130	1

**Notes:**  
 \* Total sound pressure level at the point of maximum flow measured in dB(A) in the suction measured in free field at a distance of 6m from the source

## Dimensions



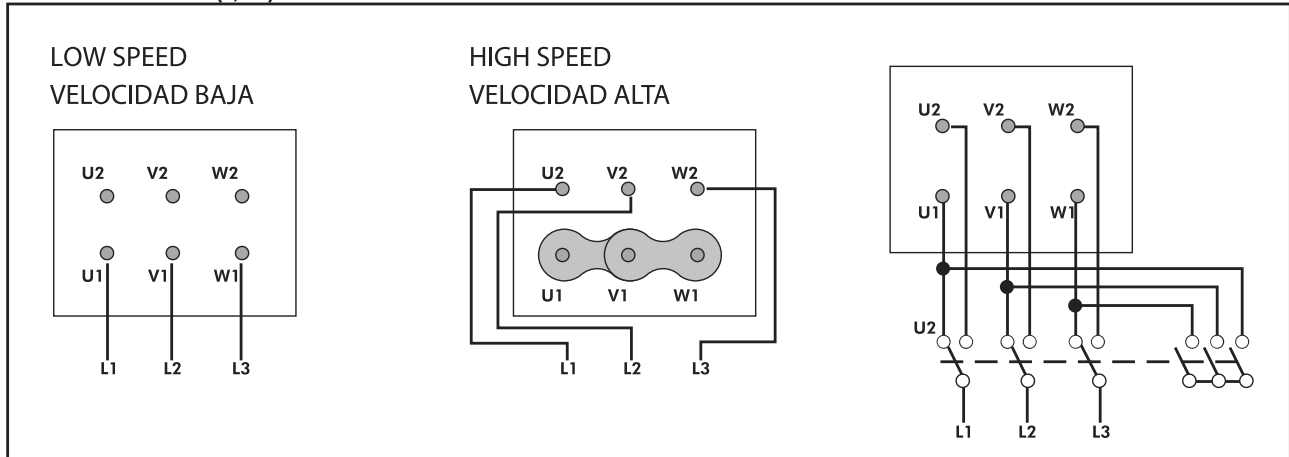
Model	A	B	C	D	E	F	H	I	K
SYBILO 50N F400	1230	250	870	281	963	922	600	275	13
SYBILO 75N F400	1600	300	1000	351,5	1093	1052	800	250	13
SYBILO 100N F400	1600	300	1000	351,5	1093	1052	800	250	13

Model	L
SYBILO 50N F400	3
SYBILO 75N F400	4
SYBILO 100N F400	4

## Wiring diagram

DIAGRAM Nº 1

### 400V DAHLANDER (Y,YY)



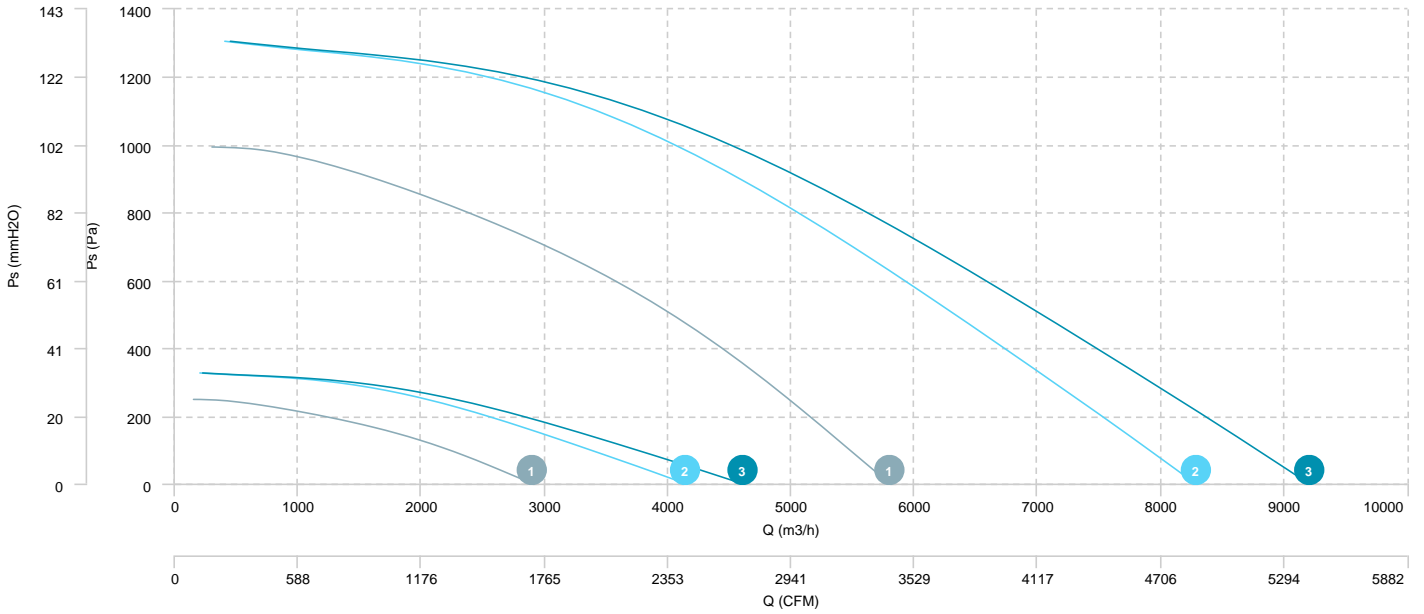
# CHARACTERISCTIC CURVE

1 SYBILO 50N F400

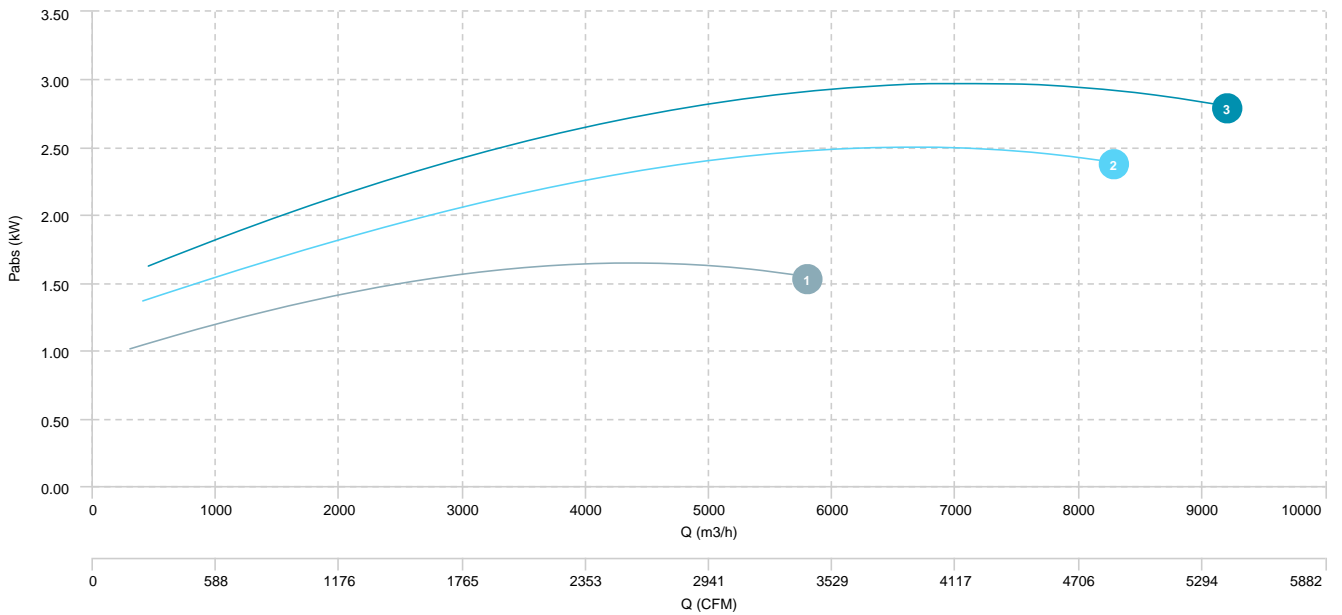
2 SYBILO 75N F400

3 SYBILO 100N F400

## AIR FLOW - PRESSURE



## AIR FLOW - ABSORBED POWER



## Sound data

Sound power Lw dB (A)										
Model		63 Hz	125 Hz	250 Hz	500 Hz	1000 Hz	2000 Hz	4000 Hz	8000 Hz	Total
SYBILO 50N F400 (1420 RPM)	Inlet	61	79	84	87	87	85	80	73	93
SYBILO 75N F400 (1430 RPM)	Inlet	63	83	85	87	89	85	80	73	94
SYBILO 100N F400 (1430 RPM)	Inlet	65	83	87	90	91	87	81	74	95

**Notes:**

\* To calculate the sound power level at different rpm from those indicated above, use the following formula:

$$Lw\ dB(A)_{rpmA} = Lw\ dB(A)_{rpmB} + 52.5 \cdot \log_{10} \frac{rpmA}{rpmB}$$